



**GENBA SOPANRAO MOZE TRUST**  
**GENBA SOPANRAO MOZE COLLEGE OF ENGINEERING, BALEWADI**  
**S.NO 25/1/3, BALEWADI, PUNE 411045**  
**BALANCE SHEET AS ON 31-MARCH-2023**

Previous Year	LIABILITIES	Amount	Current Year	Previous Year	ASSETS	Current Year
39,31,50,243	<b>Advances</b> G.S. Moze Trust	-	37,98,05,121	42,91,25,028	<b>Fixed Assets</b> (As per Schedule No -6)	39,45,63,776
	<b>Current Laibilities</b>					
	<b>Provisions</b>		10,87,215	-	<b>Investments</b>	9,50,00,000
1,88,000	Accounts Writing Payable	1,88,000			FD with UBOI	
7,93,335	Audit Fees Payable	7,93,335				
1,05,880	Professional Fees Payable	1,05,880				
43,92,01,969	<b>Building Revaluation Fund</b>		43,92,01,969	3,82,50,000	<b>Deposits</b>	1,10,70,635
					FD with Banks with accrued Interest	46,00,000
	<b>Sundry Creditors</b> (As Per Annexure)	3,50,601	30,89,135	2,33,985	Deposits with MSEB	2,33,985
19,79,366	Ebc Payable	19,79,366		1,55,000	Deposits with Others	1,55,000
8,000	PTC Scholarship Payabe	8,000		1,91,650	Deposits with ACITE	1,91,650
10,66,532	Salary Payable	4,57,496		-	Autosweep	58,90,000
(21,874)	PF Payable	(4,594)				
27,638	TDS Payable	72,466			<b>Loand &amp; Advances</b>	21,05,135
-	Professional Tax	16,800				
2,09,000	Provision for Expenses	2,09,000		2,15,630	<b>Other Current Assets</b>	2,26,688
				11,058	Pro Skills Consulting Pvt Ltd	2,15,630
	<b>Interunit Balance</b>		(2,87,640)		TDS Receivable 21-22	11,058
49,39,616	28 Genba Sopanrao Moze MBA Balewadi	(29,74,451)			<b>Cash And Bank Balances</b>	2,16,12,780
1,04,53,468	29 Genba Sopanrao Moze College of MCA	45,55,981		281	Cash In Hand	281
(6,75,769)	22 PG Moze Wagholi COE Wagholi	(6,75,769)		-	BANK OF MAHARASHTRA 20008866381	
(11,06,832)	26 Genba Sopanrao Moze Polytechnic Balewadi	(11,06,832)		1,36,951	Bank of Maharashtra-20008878239	1,40,071
(9,700)	24 Genba Sopanrao Moze College of Pharmacy	(9,700)		6,11,845	Bank of Maharashtra-60164969640	
(76,869)	35 Shree Gurukul Internatonal School CBSE Balewadi	(76,869)		97,22,180	Bank of Maharashtra A/c No 20008866370	1,98,92,998
				-	Punjab National Bank Pashan - 144226	1,05,100
				5,990	Punjab National Bank-0495000100164877	5,990
				3,46,53,353	Union Bank of India-A/c No-583802010001166	14,68,340
				33,35,32,926	<b>Income &amp; Expenditure Account</b>	29,83,16,786
					Opening Balance	33,35,32,926
					Add- Surplus	(3,52,16,140)
85,09,51,012	<b>Total</b>		82,28,95,800	85,09,51,012	<b>Total</b>	82,28,95,800

AS PER OUR AUDIT REPORT ON EVEN DATE



*D.V. Kotwal*  
**D. V. KOTWAL**  
 PROPRIETOR  
 FOR D.V.KOTWAL & CO  
 CHARTERED ACCOUNTANTS  
 DATE :- **20 SEP 2023**  
 PLACE :- PUNE



*Shri Rambhau Moze*  
**SHRI RAMBHAU GENBA MOZE**  
 GENBA SOPANRAO MOZE TRUST  
**Shri Rambhau Genba Moze**  
**PRESIDENT**  
**Genba Sopanrao Moze Trust**

*Principals*  
**PRINCIPAL**


*Principals*  
**PRINCIPAL**  
 Genba Sopanrao Moze College of Engg.  
 25/1/3, Balewadi, PUNE-411 045




GENBA SOPANRAO MOZE TRUST  
 GENBA SOPANRAO MOZE COLLEGE OF ENGINEERING, BALEWADI  
 S.NO. 25/1/3 BALWEADI, PUNE 411045

Previous Year	EXPENDITURE	SCH NO	Current Year	Previous Year	INCOME	SCH NO	Current Year
4,15,65,183	Salary Cost	3	3,24,49,776	5,39,54,658	Fees Received		
47,38,427	Operating And Other Expenses	4	1,03,03,960	3,69,07,939	Scholarship Received	1	8,18,55,319
19,98,922	Administrative Expenses	5	25,38,041	19,64,842	Interest Received On Saving Account	2	5,16,30,105
2,49,736	Printing And Stationery Expenses	6	4,87,002	5,52,880	Other Income		9,75,790
5,05,50,368	Depreciation	7	4,77,37,742	18,61,000	Exam Fees Received From Student		-
9,68,992	Students Expenses	8	4,70,884	-	Interest on FD		47,33,500
-	- Consumables	9	-	-	Exam Remuneration		18,74,256
-	- Computer Expenses	10	-	-	Sponsorship Received		5,15,208
5,85,569	Any Other Expenses	11	4,41,918	-	Sundry Credit Balance Written Back		-
2,23,000	Internet Expenses		1,06,200				-
1,16,00,000	Rent Paid		1,16,00,000				-
3,60,002	Advertisement Expenses		2,32,514				-
-	Surplus						
			3,52,16,140	1,75,98,881	Deficit		
11,28,40,199	Total		14,15,84,177	11,28,40,199	Total		14,15,84,177

AS PER OUR AUDIT REPORT ON EVEN DATE



*D.V. Kotwal*  
 D. V KOTWAL  
 PROPRIETOR  
 FOR D.V.KOTWAL & CO  
 CHARTERED ACCOUNTANTS  
 DATE :- 20 SEP 2023  
 PLACE :- PUNE



*Shri Rambhau Moze*  
 PRESIDENT  
 SHRI RAMBHAU GENBA MOZE  
 GENBA SOPANRAO MOZE TRUST  
**Shri Rambhau Genba Moze**  
 PRESIDENT  
 Genba Sopanrao Moze Trust

*Princy*  
 PRINCIPAL

Genba Sopanrao Moze College of Engg  
 25/1/3, Balewadi, PUNE-411 045

*Princy*  
 PRINCIPAL

**PRINCIPAL**  
 Genba Sopanrao Moze College of Engg.  
 25/1/3, Balewadi, Pune - 411 045



GENBA SOPANRAO MOZE TRUST  
 GENBA SOPANRAO MOZE COLLEGE OF ENGINEERING  
 S.NO 25/1/3, BALEWADI, PUNE 411045

Schedules No.5 Of Income And Expenditure Account for the perioding 31-Mar-23

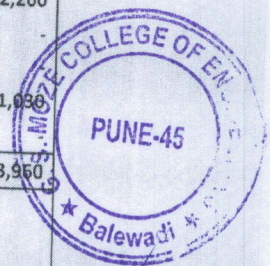
Previous Year	SCHEDULES	Amount
5,39,54,658	<b>Schedule No 1</b> Fees Received	8,18,55,319
5,39,54,658	<b>Total</b>	8,18,55,319

Previous Year	SCHEDULES	Amount
3,69,07,939	<b>Schedule No 2</b> <b>Scholarship Received</b> SCHOLARSHIP RECEIVED FROM GOVT.	5,16,30,105
3,69,07,939	<b>Total</b>	5,16,30,105

4,12,65,963	<b>Schedule No 3</b> <b>Salary Cost</b> Salary	3,22,21,896
2,46,420	Employers Contribution to PF and Admin Charges	2,27,880
52,800	Visiting Lecturers Remuneration	-
4,15,65,183	<b>Total</b>	3,24,49,776

45,300	<b>Schedule No 4</b> <b>Operating &amp; Other Expenses</b> Admission Regulating Fees	
-	Affiliation Fees	
6,00,000	AICTE	21,75,000
2,44,700	ARA	1,71,100
2,42,620	DTE	4,11,030
23,05,612	SPPU	69,48,750
11,00,240	Electricity Charges & Expenses	5,34,790
85,553	Repairs And Maintenance	42,260
2,132	Telephone Expenses	
29,800	Flower Expenses	
7,470	Travelling Expenses	21,030
75,000	Valuation Fees	
47,38,427	<b>Total</b>	1,03,03,960

4,619	<b>Schedule No 5</b> <b>Administrative Expenses</b> Bank Charges	2,667
-	Books & Periodicals	3,27,896
30,920	Cartridge Expenses	
-	Cleaning Expenses	
2,816	Communication Expenses	
36,000	Garden Expenses	53,800
13,635	College Expenses	
-	Office Expenses	15,980
-	Painting Expenses	4,64,873
20,538	PF Charges	
14,42,624	Property Tax	15,20,723
-	Programme & Function Expenses	1,17,000
2,14,220	PF Paid	
1,56,000	Provident Fund Penalty	




*Handwritten signature*

**Shri Rambhau Genba Moze**  
**PRESIDENT**  
**Genba Sopanrao Moze Trust**

**Genba Sopanrao Moze College of Engg**  
25/1/3, Balewadi, PUNE-411 045

**PRINCIPAL**



**PRINCIPAL**  
**Genba Sopanrao Moze College of Engg**  
25/1/3, Balewadi, Pune - 411 045



GENBA SOPANRAO MOZE TRUST  
GENBA SOPANRAO MOZE COLLEGE OF ENGINEERING  
S.NO 25/1/3, BALEWADI , PUNE 411045


Schedules No.5 Of Income And Expenditure Account for the perioding 31-Mar-23

	<b>Schedule No 6</b>	
	<b>Printing And Stationery Expenses</b>	
63,936	Printing Expenses	-
1,85,800	Stationery Expenses	4,87,002
2,49,736	<b>Total</b>	<b>4,87,002</b>
	<b>Schedule No 8</b>	
	<b>Students Expenses</b>	
9,68,992	Students Uniform Purchase	4,70,884
-	Students Seminar Expenses	-
9,68,992	<b>Total</b>	<b>4,70,884</b>
	<b>Schedule No 9</b>	
	<b>Consumables</b>	
-	Chemicals And Work Shop Expenses	-
	<b>Total</b>	<b>-</b>
	<b>Schedule No 10</b>	
-	Cost Of Software/Computer Expenses	-
-	Computer Expenses	-
-	<b>Total</b>	<b>-</b>
	<b>Schedule No 11</b>	
	<b>Any Other Expenses</b>	
1,28,500	Professional Fees	33,000
-	TDS Interest & Late Fees	95,000
76,900	Disel Expenses	-
5,562	Domain Charges	-
-	Iso Committee Expenses	1,30,000
2,68,707	Labour Charges	88,484
900	PT Charges	-
-	PMC Fines	19,038
-	Sms Charges	70,706
1,05,000	Other Expenses	129
-	Web Site Charges	5,561
5,85,569	<b>Total</b>	<b>4,41,918</b>

*Amrants*  
**Shri Rambhau Genba Moze**  
**PRESIDENT**  
**Genba Sopanrao Moze Trust**



**PRINCIPAL**  
**Genba Sopanrao Moze College of Engg.**  
**25/1/3, Balewadi, Pune - 411 045**





*Amrants*  
**PRINCIPAL**  
**Genba Sopanrao Moze**



GENBA SOPANRAO MOZE TRUST  
 GENBA SOPANRAO MOZE COLLEGE OF ENGINEERING  
 S.NO 25/1/3, BALEWADI, PUNE 411045  
 Fixed Assets as on 31-Mar2023

Sr No.	Particular	Rate	Opening Balance as on 01-Apr-22	Addition			Deletion	Depreciation	Closing Balance as on 31-Mar-23
				Addition up to 30-Sep-22	Addition After 30-Sep-22	Total Addition			
<b>Fixed Assets 10 % Depreciable</b>			<b>40,24,73,624</b>	<b>53,23,520</b>		<b>53,23,520</b>			
1	Furniture	10%	75,75,895						
2	Building at revalued cost	10%	39,48,97,729	53,23,520		53,23,520	7,57,590	68,18,305	
<b>Fixed Assets 15 % Depreciable</b>			<b>1,64,49,335</b>	<b>2,45,700</b>	<b>6,95,270</b>	<b>9,40,970</b>	<b>4,00,22,125</b>	<b>36,01,99,124</b>	
1	Air Conditioner	15%	2,00,390				30,059	1,70,331	
2	Benches	15%	3,27,990	2,03,700	1,14,402	3,18,102	88,334	5,57,758	
3	B K & F T Analyser	15%	1,19,183				17,877	1,01,306	
4	Ceiling Fan	15%		42,000		42,000	9,450	74,550	
5	Chairs	15%			3,32,250	3,32,250	24,919	3,07,331	
6	Cnc Machinery	15%	56,802				8,520	48,282	
7	Diesel Engine	15%	61,533				9,230	52,303	
8	Digital Board	15%	96,900				14,535	82,365	
9	Digital Classrooms	15%	3,69,889				55,483	3,14,406	
10	Digital Copiers	15%	9,640				1,446	8,194	
11	E Learning Kit	15%			2,06,618	2,06,618	15,496	1,91,122	
12	Electrical Equipments	15%	1,37,590				20,633	1,16,917	
13	Electrical Installations	15%	5,10,653				76,598	4,34,055	
14	Elevator ( Lift )	15%	3,91,983				58,797	3,33,186	
15	Entc Equipments	15%	7,07,665				1,06,150	6,01,515	
16	Finger Print Scanner	15%	1,362				204	1,158	
17	Garden Mover	15%	3,083				462	2,621	
18	Generators	15%	57,148				8,572	48,576	
19	Internet Equipment Switch	15%	1,85,555				27,833	1,57,722	
20	Inverter Batteries	15%	2,75,046				41,257	2,33,789	
21	Inverters	15%	60,719				9,108	51,611	
22	Lab Equipments	15%	30,35,715				4,55,357	25,80,358	
23	Machinery	15%	5,78,541				86,781	4,91,760	
24	Mechanical Instruments	15%	11,24,435				1,68,665	9,55,770	
25	Office Equipments	15%	5,31,924				79,789	4,52,135	
26	Online Text Based Journals	15%	6,47,500				97,125	5,50,375	
27	Overhead Projector	15%	224				34	190	
28	Portable Surface Roughness Tester	15%	1,11,019				16,653	94,366	
29	Printers	15%	4,16,280				62,442	3,53,838	
30	Projector	15%	4,23,798				63,570	3,60,228	
31	LCD Projector	15%	24,279				3,642	20,637	
32	Scanner	15%	8,852				1,328	7,524	
33	Solar Equipment	15%	1,70,000				25,500	1,44,500	
34	Solar Systems	15%	1,89,672				28,451	1,61,221	
35	Solar Roof Top System	15%	16,76,561				2,51,484	14,25,077	
36	Spectrum Analyser	15%	32,330				4,850	27,480	
37	Spot Welding Machine	15%	13,200				1,980	11,220	
38	Transformers	15%	48,309				7,246	41,063	
39	T V Set	15%	428				64	364	
40	TV - LED Multi Touch	15%	6,99,694				1,04,954	5,94,740	
41	Ups	15%	11,44,989				1,71,748	9,73,241	
42	Ups Battries	15%	5,81,769				87,265	4,94,504	
43	Water Coolers	15%	42,003				6,300	35,703	
44	Water Purifier	15%	11,818				1,773	10,045	
45	Web Cam	15%	309				46	263	
46	Work Shop Equipment	15%	12,78,360				1,91,754	10,86,606	
47	Xerox Machine	15%	84,235				12,635	71,600	
<b>Fixed Assets 15% Deprecation On Car</b>			<b>2,21,529</b>				<b>33,229</b>	<b>1,88,300</b>	
1	10 Car ( Assets )	15%	2,21,529						
<b>Fixed Assets 20% Depreciable</b>			<b>50,40,087</b>				<b>10,08,017</b>	<b>40,32,070</b>	
1	Books Library	20%	40,76,942				8,15,388	32,61,554	
2	Library Books Subscription	20%	9,63,145				1,92,629	7,70,516	
<b>Fixed Assets 60 % Depreciable</b>			<b>49,40,453</b>	<b>9,000</b>	<b>69,03,000</b>	<b>69,12,000</b>	<b>33,60,382</b>	<b>84,92,071</b>	
1	Advance Electro Hydraulic Trainer	40%	6,532				2,613	3,919	
2	Autolib-Ng Liab Software	40%	392				157	235	
3	CCTV Camera	40%	11,400			9,000	48,170	72,254	
4	Computer Pheferials	40%	1,997				799	1,198	
5	Computers	40%	48,09,180		69,03,000	69,03,000	33,60,382	84,07,908	
6	Gram++Gis Version 11.2	40%					36	424	
7	Laptop	40%					36	347	
8	Mastercam Software	40%	2,800				1,120	1,680	
9	Mender Graphics Software	40%					347	347	



**Shri Rambhau Genba Moze**  
**PRESIDENT**  
**Genba Sopanrao Moze Trust**

**PRINCIPAL**  
**Genba Sopanrao Moze College of Engg**  
**25/1/3, Balewadi, Pune - 411 045**